

Assignment-12

Session-2021-22

Subject -English

Date-02.08.2021

Class-2

Poem- My Hat

A. Recite the poem and learn it.

B. Complete the poem.

Here's my hat.

It holds my head,

The thoughts I've had

and the things I've read.

It keeps out the wind.

It keeps off the rain.

It hugs my hair

and warms my brain.

There's me below it,

The sky above it.

It's my lid.

And I love it.

C. Answer these questions:-

1. Who is the poet of the poem 'My Hat!'?

Ans- The poet of the poem 'My Hat!' is Tony Mitton.

2. Why do you wear a hat?

Ans- I wear a hat to protect my head from wind and rain.

3. Write down three things that the hat does in the poem.

Ans- Three things that the hat does in the poem are:-

a. It keeps out the wind.

b. It keeps off the rain.

c. It warms the brain.

4. The poet calls the hat his lid. What does a lid do?

Ans- A lid closes the opening of a container.

5. Write the rhyming word.

- a. head- read
- b. rain- brain
- c. hat- bat
- d. hair- fair

Note- Students are instructed to do the given assignment in their English notebook neatly.

Activity (Homework)

MAKE A PAPER HAT.

<https://youtu.be/1TekA1Q8pc0> (video for help)

Lesson-6

Describing Words are Adjectives

Page no.-41

Choose suitable words from the box to describe the nouns given below.


(cheerful, tall, tasty, curly, new, beautiful, narrow, lovely, naughty, clean)

- | | |
|---------------------------|---------------------------|
| 1. <u>naughty</u> dog | 6. <u>curly</u> hair |
| 2. <u>tall</u> pillar | 7. <u>lovely</u> dress |
| 3. <u>cheerful</u> babies | 8. <u>beautiful</u> house |
| 4. <u>clean</u> towels | 9. <u>narrow</u> bridge |
| 5. <u>tasty</u> food | 10. <u>new</u> clothes |
-

Page no.-42

1. The boys below are friends. Write what each boy is like by looking at the picture. The words in the box will help you.

(dirty, cheerful, loud, strong, scared, smart)



Answer- strong scared smart

loud cheerful dirty

2. Write a suitable noun for each adjective given.

- a. a naughty dog
 - b. a lovely girl
 - c. a large building
 - d. a funny clown
 - e. a wide road
 - f. a quiet room
 - g. a clean house
 - h. a colourful frock
-

Page no.- 43

3. Add an adjective to describe the noun in each sentence. Use the words given in the box.

(small, kind, clean, big, strong, old, tall, great, new)

- a. Can I get a new dress for my birthday?
 - b. " Look at the big bird !" he exclaimed.
 - c. There are some small children playing here.
 - d. " There is a strong wind outside," said Raj.
 - e. Sachin Tendulkar is a great batsman.
 - f. I found a very old coin near my house.
 - g. Please wait beside the tall tree.
 - h. Mother Teresa was a very kind lady.
 - i. Rajeev always wears clean clothes to office.
-


4. Read the text below. After you have read it, underline the nouns and circle the adjectives.

It was a beautiful sunny Sunday with a clear, blue sky. A group of happy children walked down the sandy beach. The warm sand felt nice on their small feet. The tiny grains tickled them. The boys ran very fast. The girls laughed. They made a lovely sandcastle.

Page no -44

5. Describe the nouns in the box below by using adjectives of your own. Some adjectives have been given to help you.

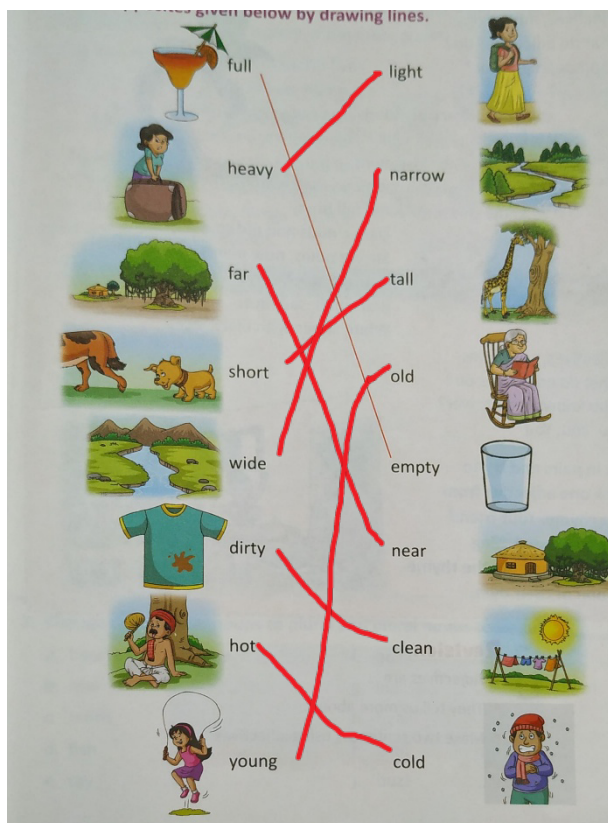
(child father friend dress grandmother)



naughty child close friend
strict father new dress
playful dog old grandmother

Page no.- 45

Match the opposites given below by drawing lines.



Note- Students are instructed to do the given assignment in their English Grammar Book neatly.

Activity (Homework)

Q. PASTE THE GIVEN PICTURE IN YOUR ENGLISH NOTEBOOK AND WRITE AT LEAST 6 THINGS YOU SEE IN IT. USE SUITABLE ADJECTIVES TO DESCRIBE IT.



गुरु गोबिंद सिंह पब्लिक स्कूल

Assignment No – 12 (2021-22)

कक्षा : 2

विषय : हिंदी

दिनांक : 02.08.21

पाठ – 9 गुरु नानकदेव

नोट : दिए गए प्रश्नों के उत्तर कॉपी में लिखो।

क) मौखिक प्रश्न –उत्तर :-

१) गुरु नानकदेव जी कौन थे ?

उत्तर - गुरु नानकदेव जी एक महान संत थे।

२) गुरु नानकदेव जी ने ईश्वर के बारे में क्या बताया था ?

उत्तर – गुरु नानकदेव जी ने ईश्वर के बारे में बताया कि “ ईश्वर एक हैं और वे कण –कण में बसते हैं।”

ख) लिखित प्रश्न –उत्तर :-

१) गुरु नानकदेव जी का जन्म कब हुआ था ?

उत्तर - गुरु नानकदेव जी का जन्म 15 अप्रैल 1469 को पाकिस्तान में लाहौर के पास तलवंडी नामक गाँव में हुआ था।

२) बालक नानक को उनकी माता जी ने कहाँ भेजा था ?

उत्तर - बालक नानक को उनकी माता जी ने कुछ सामान खरीदने के लिए बाज़ार भेजा था।

३) गंगा नदी में कुछ लोग क्या कर रहे थे ?

उत्तर – गंगा नदी में कुछ लोग पूरब दिशा की ओर मुँह करके सूरज देवता को जल अर्पित कर रहे थे।

४) गुरु नानकदेव जी किस ओर मुँह करके जल चढ़ाने लगे ?

उत्तर - गुरु नानकदेव जी पश्चिम दिशा की ओर मुँह करके जल चढ़ाने लगे।

५) गुरु नानकदेव जी ने लोगों को क्या समझाया ?

उत्तर - गुरु नानकदेव जी ने लोगों को समझाया, “ ईश्वर पूरब -पश्चिम -उत्तर -दक्षिण सब जगह मौजूद हैं। वे हमारे अंदर भी बसते हैं।”

ग) दिए गए शब्दों से वाक्य बनाओ। (कॉपी में लिखो)

१) **महान** – गुरु नानकदेव जी एक महान संत थे।

२) **भूखे-प्यासे** – बालक नानक ने कई दिनों से भूखे-प्यासे परिवार को अपने सारे पैसे दे दिए।

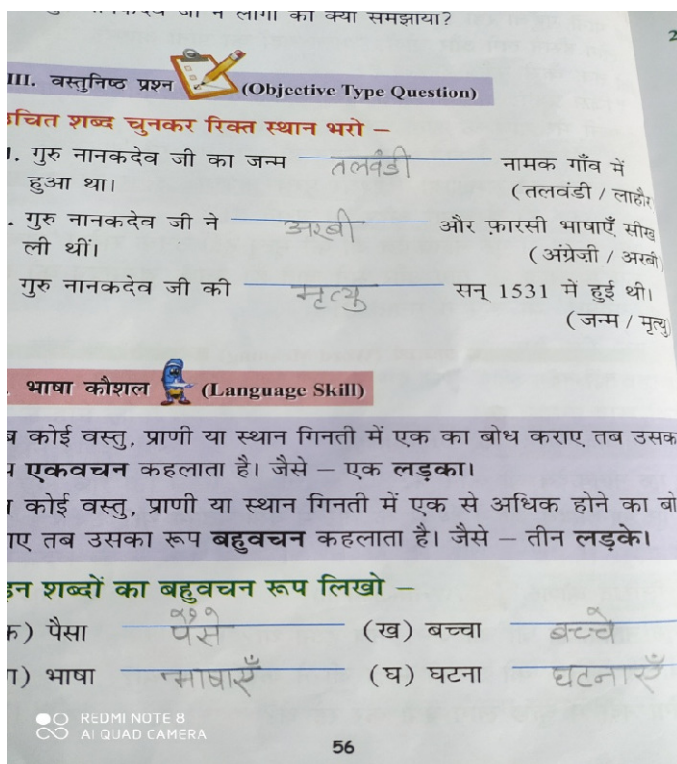
३) **अर्पित** – लोग सूरज देवता को जल अर्पित कर रहे थे।

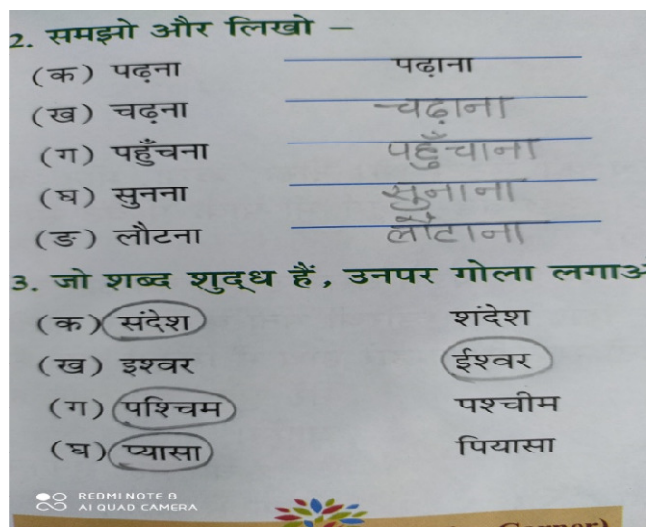
४) **शब्द** – नानक जी के सन्देश ‘ शब्द ’ के रूप में गाए और सुने जाते हैं।

५) **नानक** – बालक नानक पढ़ने में तेज़ थे।

६) **परिवार** – बालक नानक को रास्ते में एक गरीब परिवार मिला।

नोट : दिए गए कार्यों को पाठ्यपुस्तक पृष्ठ संख्या -56 ,57 में करें।





पाठ -10 मदद के हाथ

क) नोट :- दिए गए प्रश्न -उत्तर को कॉपी में लिखें।

१) पार्क में कौन -कौन खेल रहे थे ?

उत्तर - पार्क में नीरू , ऋचा , मीनू और डोरथी खेल रहे थे।

२) ज़मीन पर कौन गिर पड़ी ?

उत्तर - ज़मीन पर नीरू गिर पड़ी।

३) मीनू की नज़र किस पर पड़ी ?

उत्तर - मीनू की नज़र हाथ में छड़ी लिए व्यक्ति पर पड़ी।

४) सबसे सुंदर किसके हाथ थे ?

उत्तर - मीनू के हाथ सबसे सुंदर थे।

५) मीनू की ओर देखकर सभी बच्चियाँ क्या करने लगीं ?

उत्तर - मीनू की ओर देखकर सभी बच्चियाँ तालियाँ बजाने लगीं।

ख) दिए गए शब्दों से वाक्य बनाओ। (कॉपी में लिखो)

- १) **रविवार** – रविवार के दिन स्कूलों में छुट्टी रहती है।
- २) **पार्क** – बच्चे पार्क में खेल रहे थे।
- ३) **धन्यवाद** - नीरू ने मीनू को धन्यवाद दिया।
- ४) **कोशिश** – एक व्यक्ति सड़क पार करने की कोशिश कर रहा था।
- ५) **सड़क** – मीनू ने अंधे व्यक्ति को सड़क पार करवाई।

(व्याकरण)

पाठ – 8 कैसा कितना (विशेषण)

नोट :- दिए गए कार्यों को कॉपी में लिखें।

विशेषण की परिभाषा :- जो शब्द संज्ञा या सर्वनाम की विशेषता बताते हैं, उसे विशेषण कहते हैं।

जैसे - मीठा, गरम, सुंदर, लाल, दो, चार, थोड़ा, गोल आदि।

उदाहरण :- १) आम **मीठा** है।

४) गाय **हरी** घास खा रही है।

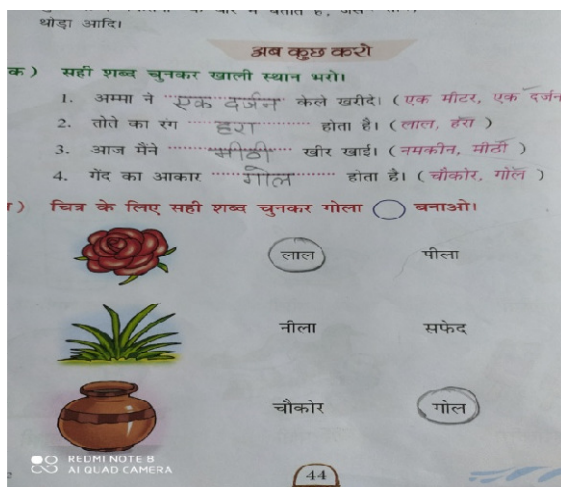
२) चाय **गरम** है।


५) मेरे पास **चार** सेब हैं।

३) जग में **थोड़ा** दूध है।

६) गुलाब का फूल **लाल** रंग का है।

(व्याकरण पुस्तक पेज no 44, 45 में करें)





प्र० ग) स्वतंत्रता दिवस पर लेख लिखो। (कॉपी में)

- १) स्वतंत्रता दिवस 15 अगस्त को मनाया जाता है, इस दिन हमें आज़ादी मिली थी।
- २) यह भारत का राष्ट्रीय पर्व है
- ३) इस दिन प्रधानमंत्री लाल किले पर तिरंगा फहराते हैं।
- ४) इस दिन सभी विद्यालयों, चौक-चौराहों और सरकारी भवनों पर झंडा फहराया जाता है।
- ५) इस दिन अमर शहीदों को श्रद्धांजलि दी जाती है।
- ६) देश भक्ति के गीत गाए जाते हैं।
- ७) इस दिन हम मातृभूमि की रक्षा और देश सेवा का संकल्प लेते हैं।

गृहकार्य :-

- १) किन्हीं दो प्रसिद्ध गुरुद्वारों का चित्र अपनी कॉपी में चिपकाकर नीचे उनके नाम लिखो।
- २) राष्ट्रीय ध्वज का चित्र बनाकर रंग भरो।

Lines and curves

1) Draw a straight line with the help of a ruler.



2) Draw a curved line .



3) Draw the different types of straight lines .

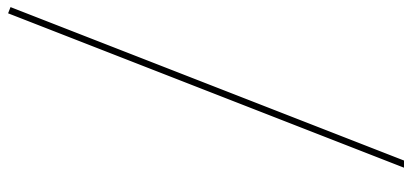
Horizontal line



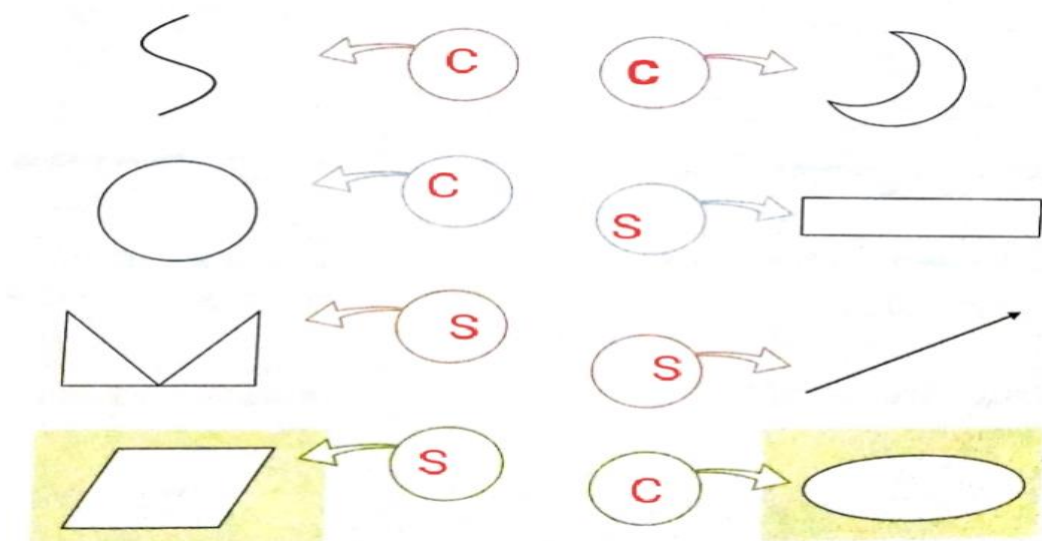
Vertical line



Slanting line



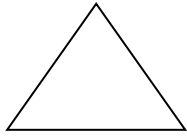
4)Categorise the lines in the objects given below as straight (S) or curved (C):



PLANE SHAPES

1) Write the name, number of sides and vertices of each shape .Also give the examples of an object having similar shape.

i.




Example - Sandwich

Shape - Triangle

Sides - 3

Vertices- 3

ii.



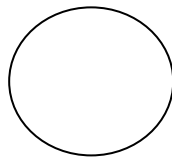
Example - Carrom

Shape - Square

Sides - 4

Vertices - 4

iii.




Example – wheel

Shape - Circle

Sides - 0

Vertices - 0

iv.



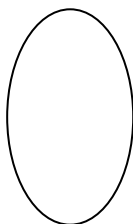
Example – clipboard

Shape - Rectangle

Sides - 4

Vertices - 4

v.



Example - Egg

Shape - Oval

Sides - 0

Vertices - 0

2. Write the number of each of the following shapes in the given figure:


Triangle 2

Squares 3

Rectangles 3

Circles 4

Ovals 1



3. Give two examples of each of the following shapes and paste their pictures.



Triangle



Sandwich



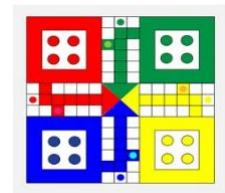
Samosa




Square



Carrom



Ludo



Rectangle




Clipboard



Rupee note

4.



Circle



Wheel



Bangles

5.



Oval



Egg



Balloon

4. **Learn and write the table of 9**

9	X	1	=	0	9
9	X	2	=	1	8
9	X	3	=	2	7
9	X	4	=	3	6
9	X	5	=	4	5
9	X	6	=	5	4
9	X	7	=	6	3
9	X	8	=	7	2
9	X	9	=	8	1
9	X	10	=	9	0

NOTE:- This assignment has to be done in the notebook.
Complete page no. 149 to 153 in the textbook.

Do these in the notebook.

1. Fill the missing letters.

1. Safety
2. Accident
3. Gadgets
4. Footpath
5. Zebra crossing
6. Queue

2. Give two examples of each.

1. Sharp things

- a) Knife b) Blade

2. Things with which children should not play.

- a) Gas stove b) Matchbox

3. Answer in one word.

1. Safety rules help us to avoid

Ans. Accidents

2. We should always walk on a

Ans. Footpath

3. Where should we cross the road?

Ans. Zebra crossing

4. What should we use to cross busy roads?

Ans. Subway

4. Answer the following questions.

1. Which rules should you follow to avoid accidents?

Ans. We should follow the safety rules to avoid accidents.

2. Why should you not touch electric wires?

Ans. We should not touch electric wires because we may get an electric shock.

3. What safety measures should you keep in mind while walking on the road?

Ans. While walking on the road , we should follow the following safety measures-


- a) We should always walk on a footpath.
- b) We should cross the road at the zebra crossing.
- c) We should follow the traffic rules.
- d) We should not play or run on the road.

4. What safety measures should you keep in mind while moving in a bus?

Ans. While moving in a bus we should follow the following safety measures:-

- a) We should not lean out of the window of a moving bus.
- b) We should not walk or run inside a moving bus.
- c) We should not disturb the driver.
- d) We should not try to get into or get off a moving bus.
- e) We should make a queue to get on or off a bus.

5. Draw and colour a traffic light.



Do these in the textbook.

1. Tick (✓) the things you should not play with. (Page no. 56)



shutterstock.com - 534570942



2. Fill in the blanks with the given words. (Page no. 62)

moving zebra road careful

1. Cross the road at a zebra crossing.
2. Do not get out of a moving bus.
3. Be careful while swimming.
4. Never play on the road.

3. Circle ○ the correct word in the given sentences.(Page no. 62)

1. Be careful while climbing stairs / roof.
2. Always walk on a footpath / road.
3. Always play with toys / sharp objects.
4. Call an adult / child for help if you get hurt.

4. Write 'T' for true or 'F' for false for the following statements. (Page no.62)

1. Never play behind a parked vehicle. **T**
2. Never cross the road through a subway. **F**
3. We should not play with electric wires. **T**
4. Do not leave your toys on the floor after playing. **T**

5. Cross (X) the things you should not play with. (Page no. 62)



X



X



shutterstock.com - 535561051



Page no. 33 (World of Insects)

Identify the insects and write their names.



1. BUTTERFLY



2. SILKWORM



3. TERMITE



4. SPIDER



5. GRASSHOPPER



6. HONEYBEE



7. COCKROACH



8. ANT



9. MOSQUITO

Page no. 34 (Fairy Tales)

Have you read the fairy tales given below? Match the columns.

1. Wood cutter discovers secret of thieves
Open with phrase "open sesame".

a) Beauty and the Beast

2. About a boy and his dog on an adventure
to find ancient treasure.

b) The Ant and the Grasshopper

3. About a little girl who on her way to meet grandma meets a cunning wolf.

c) Alibaba and the 40 thieves

4. About a beautiful woman and a beast who Sees humanity makes him a better person.

d) Adventure of tintin

5. About a wood cutter's daughter and a little man who could spin straw into gold.

e) Little Red Riding Hood





6. About an ant who worked hard to store food and the grasshopper who begs for food.

f) Rumpelstiltskin

Ans. 1- c 2- d 3- e 4- a 5- f 6- b

Page no. 35 (Odd One Out)

Circle the odd one out.



6.

a)



b)



c)



d)



Ans. 1 – c

2 – d

3 – d

4 – d

5 – b

6 - a

Special Assignment-12

Session-2021-22

Subject -Moral Science

Date-02.08.2021

Class-Two

Learn the following.

1. Fill in the blanks :

- a) In India , there are many religions.
- b) Religions are different ways to God.
- c) We should love and respect others as our own brothers
and sisters.
- d) God loves and blesses only the people who love others
selflessly.
- e) We all are children of God and are equal.

2. Answer these questions :

a) What are religions?

Answer-Religions are different ways to God.

b) Who was the Principal of Horizon International School?

Answer-Mr. Sudhakar Shetty was the Principal of Horizon
International School.

c) What do all religions teach us?

Answer-All religions teach us to be good and do good to others.

d) What is the moral of the story 'Different ways to God'?

Answer-The moral of the story 'Different ways to God' is "We all are children of God and are equal".



SPECIAL ASSIGNMENT NO.12

STD: 2

Subject: Computer

DATE: 02.08.2021

L- 4 Parts of a Computer

Page no.34

(Do in text book)

1. Tick (✓) the correct option.

a) Which of the following device is used to draw pictures?



b) Which of the following device works like a photocopier machine?



c) Which of the following device is also known as USB Flash drive?



2. Fill in the blanks using the given words.

Printer DVD CPU Mouse

- A mouse is used to point at things on the monitor.
- A printer is used to print the result of work done by the computer on a paper.
- The storage capacity of a DVD is more than a CD.
- Hard Disk is fixed inside the CPU box.

3. Write 'T' for true and 'F' for false.

- a. Output devices are used to give commands.

F

- b. Microphone is used to record our sound.

T

- c. A scanner is used to type words.

F

d. Storage devices are used to enter the data into the computer.

F

4. Answer the following questions.

a. Name the devices used to hear sounds from a computer.

Ans. Speaker and headphones are used to hear sounds from a computer.

b. Name any two input and output devices.






Ans . Input devices – Keyboard and mouse

Output devices – Monitor and printer

c. Name the devices in which you can store your work.

Ans. The devices in which we can store our work are Hard Disk, Compact Disc (CD), Digital Versatile Disc (DVD) and Pen drive.

5. Match the following. (Page no. 35)

a. Scanner	i.	
b. Speakers	ii.	
c. Keyboard	iii.	
d. DVD	iv.	
e. Hard disk	v.	

6. Who am I? Write my name in the space provides. 35

a. I have two buttons and a scroll wheel.

Mouse

b. I work like a photocopier machine.

Scanner

c. I am used to record voice, music and sounds.

Microphone

d. I give the output on paper.

Printer

e. I play sounds.

Speaker

7. Fill in the crossword with the help of pictures. (Pg no. 36)





Page no. 37(Do in text book.)


Periodic Assessment 2


(Based on chapters 3 & 4)


A. Look at the images and write their names in the space given below.


1. 
MONITOR

2. 
MOUSE


3. 
HEAD PHONE

4. 
SPEAKERS

5. 
PEN DRIVE

6. 
KEYBOARD

B. Tina is making fruit salad for dinner. Help her record the input.

Input	Processing	Output
1. Apples	Chopping and mixing	
2. <u>Kiwi</u>		
3. <u>Strawberry</u>		
4. <u>Pear</u>		
5. Salt		

Test Sheet 1

(Based on chapters 1 to 4)

A. Tick (✓) the correct option.

- Letters, words, numbers that we give to the computer are called _____.
(i) Output ☐ (ii) Process ☐ (iii) Input ☒
- A _____ computer can be kept on the lap.
(i) Laptop ☒ (ii) Desktop ☐ (iii) Palmtop ☐
- The full form of CD is _____.
(i) Control disc ☐ (ii) Compact disc ☒ (iii) Cover disc ☐
- Works on the input and gives us output _____.
(i) CPU ☒ (ii) Monitor ☐ (iii) Speaker ☐

B. Fill in the blanks using the given words.

Hard disk Input Home Output Desktop CPU

- Keyboard is an input device.
- A computer that is kept on the table is called a Desktop.
- Printer is an output device.
- CPU works like the brain of a computer.
- Hard disk stores huge amount of data.
- At home computer is used to study and play games.



ASSINGMENT-11

Date : 02/08/2021

CLASS :- 2

Subject :-DRAWING

Fill colour in drawing book

(ART MAGIC-2)

Page no.- 15,TREASURE BOX

And

Page no.-16, HELPING HANDS