



**GURU GOBIND SINGH PUBLIC SCHOOL**  
**SECTOR - 5/B, B. S. CITY**  
**SUMMER HOLIDAY ASSIGNMENT**  
**SESSION : 2023 – 24**  
**STD : PREP**

---




**GENERAL INSTRUCTIONS**

Dear parents

- 1) Please help your ward in doing his/ her holiday homework neatly and properly .
- 2) Please do not allow him/her to use any sharp object while doing their homework .They should do cutting work under your supervision .
- 3) Please send all the holiday homework in a file folder with properly labelled with a name plate .
- 4) Please send all holiday homework with your ward on the day first of the reopening of school after summer vacation .
- 5) Please visit different places like zoo ,park, mall ,temple etc. and update your ward with their importance in our lives .
- 6) Please update your ward with the world around us by reading news headlines in front of him/ her in English/Hindi .

## ENGLISH

1. Take out the print out, join the dots and colour the picture.



2. Paste the pictures and show the pictorial presentation of following rhyming words in the scrap book.

(bat- cat, pin- tin, log -dog ,sun- bun, pen- hen etc.)For example :





Fan



Man

3. Take out the coloured print out of the pictures and write their names neatly.

 u _ _ _	 l _ a _	 f _ _ _
 r _ _ _	 n _ s _	 k _ _ _
 i _ _ _	 l _ m _	 _ _ _ g


4. Listen to the stories from your grandparents and learn moral values from them.
5. Learn poem 'Number' from page 49 in Reader book.
6. Do page upto 15 in cursive writing book and put the date on each page.
7. Do pages 6 to 18 and 33 to 42 in Activity book.
8. Try to converse in English (small sentences) with your parents , friends ,relatives etc.

## हिन्दी

❖ आ की मात्रा वाले चित्र को स्कैप बुक में चिपकाकर उनके नाम लिखो। जैसे :

❖ माला गमला जहाज हाथ

\* चित्र में रंग भरों।



\* दिए गए शब्दों के समान स्वर चित्रों के साथ चार्ट पेपर पर लिखो। जैसे :

दस



हवन



बचपन



ताला




- ❖ सभी पढ़ाए गए पाठों का अभ्यास करो ।
- ❖ पंचतंत्र की कहानियाँ सुनो ।
- ❖ पुस्तक ए से पेज नं 3, 4 , 5 का कविता ( हावभाव के साथ याद करो।
- ❖ पुस्तक ए पेज नं 15, 18, 19 पूरा करो।
- ❖ पुस्तक बी पेज नं 5, 6 ,7, 9, 10 तक पूरा करो।

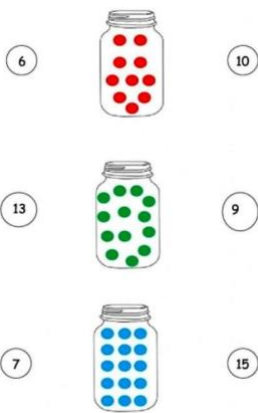
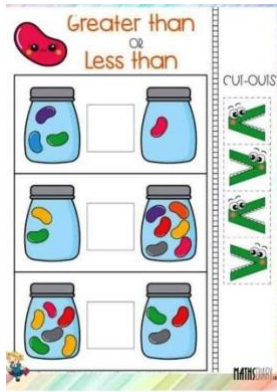
### Mathematics

1. Learn number names 0 to 30
2. Write backward counting 30-0 ( in scrap book)
3. Paste colourful buttons of small sizes, on a chart paper to make grapes. (numbers upto 20)



4. Do pg no- 58 to 61 in the Maths book.  
Do pg no- 72 to 75 in the Maths book.
5. Do the given worksheets and take out the print of this.





6. Make a boat showing before and after with any number.




7. Learn whatever taught in the classroom.

### EVS

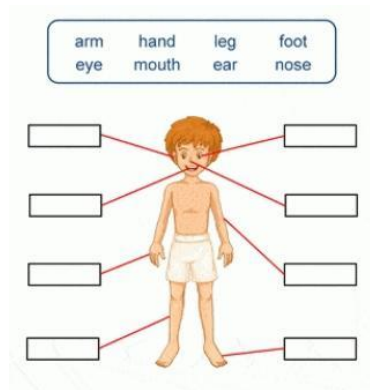
1. Paste your picture and write three lines about yourself.
2. Make a family tree, paste the pictures of your family members and write their names.



3. Paste the pictures of your favourite pet.
4. Paste your favourite food items that you like the most.
5. Match the sense organs with their work.



6. Label the body parts :



7. Paste the pictures of five healthy and five junk food items.
8. Learn the spellings of difficult words from Lesson 1 to 3.

Note : All works should be done in **Scrap book**.

### Drawing

**Subject. - Drawing**

**In drawing notebook- Draw and colour three vegetables & three fruits**

**In drawing book – Do page number 7 to 12**