

**GURU GOBIND SINGH PUBLIC
SCHOOL**

SECTOR-5/B, B.S.CITY

SYLLABUS

SESSION -2024-25

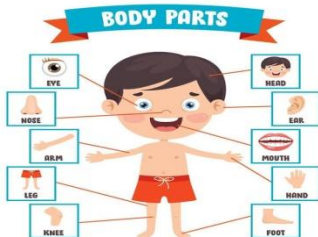

STD- PRE-NURSERY




GURU GOBIND SINGH PUBLIC SCHOOL
SECTOR V/B , BOKARO STEEL CITY
SYLLABUS - SESSION 2024-25
CLASS – PRE NURSERY

SUBJECT- ENGLISH

Prescribed books- 1.) All for kids words
2.) All for kids rhymes

Publication : Sapphire (India) Publishers

Month	No. of working days	Topics to be covered	Oral Drill	Art Integration	Activity/Project
April	18	<p>Scribbling , Standing</p> <p>Tracing and Colouring All for kids words book : page no. 3 to 7 All for kids rhymes book : page no.2 to 7</p>	<p>Alphabets A to H with pictures Body Parts General Commands Recitation of rhymes with action.</p> 	<p>Identification of summer fruits. Move and stop activity Jump on A,B,C</p> <p>Put the cotton colour balls in its same colour box</p>	<p>Paste the pictures of 5 fruits we eat in the summer season in the scrap book.</p> <p>Make letters A/ H with the help of ice cream stick</p>
May	08	<p>Sleeping lines , Slanting lines , Zig - Zag lines</p> <p>Tracing & Colouring All for kids words book : page no.8 to 11 All for kids rhymes book : page no.8 to 11</p>	<p>Fruits names with pictures Action words</p> 	<p>Picture reading activity Jump on D,E,F,G Pick up the letters</p>	<p>Make a HONEY BEE with the help of colour chart papers</p> <p>Put the colour ice cream sticks in its same colour line</p>

June	09	<p>Left Curves , Right Curves , Circles</p> <p>Tracing & Colouring All for kids words book : page no.12 to 14 All for kids rhymes book :page no. 14 to 17</p>	<p>Vegetables Name Colour names</p> 	<p>GOOD MANNERS (with the help of rhymes)</p> <p>Pick up the letters</p>	<p>Sense of taste activity.</p> <p>Colourful Hand Print Tree</p>
July	22	<p>Learning Capital letters : A,B,C,D,E,F,G,H,I,</p> <p>Rainbow Writing Identify the letter and colour the related pictures All for kids words book : pageno.15 to 19 All for kids rhymes book : page no.18 to 21</p>	<p>Birds Names Magical Words Rhymes General Conversation Recitation of rhymes with action.</p> 	<p>Demonstration of pet/wild /water animals with the help of charts.</p> <p>Jump on letters I,J,K,L</p> <p>To make fruits and vegetables with the help of clay</p>	<p>Separate colour cotton balls in different bowls (Fine motor activities) Make butterfly with the help of clay. Put the cotton balls on the given letters.</p>
August	19	<p>Learning Capital letters : I,J,K,L,M,N,O,P</p> <p>Circle the letter J Match the following Write the first letter All for kids words book : page no.20 to 24 All for kids rhymes book : pageno.22 to 25</p>	<p>Animals name (Pet\wild) Recognizing the general things in the classroom</p> 	<p>Separate Wild And Pet Animals in different boxes</p> <p>Jump on letters M,N,O,P</p>	<p>Colour the wild animals. Colour the National flag. Put the CLAY on the letters.</p>
September	08	Revision			

October	15	<p>Learning Capital letters : Q,R,S,T,U</p> <p>Rainbow Writing Circle the letter T and S All for kids words book : page no.25 to 29 All for kids rhymes book : page no. 26 to 29</p>	<p>Colours Name Festivals name Recitation of rhymes with action.</p>  <p>The collage shows various Indian festivals: Diwali (light festival), Eid-ul-fitr (Islamic festival), Dussehra (victory festival), Christmas (religious festival), Janmashtami (birth of Krishna), Rakshabandhan (sister festival), Holi (color festival), and Gurpurab (Guru festival).</p>	<p>Put the beads according to the given colours. See the picture and pick its correct flash card</p>	<p>Make a frog with the help of colour chart paper. Make letter T with the help of ice cream sticks.</p>
November	12	<p>Learning Capital letters : ,V,W,X</p> <p>Circle the odd one out Circle the letter W and U All for kids words book : page no.30 to 33 All for kids rhymes book :page no.30 to 33</p>	<p>People Who Help Us English Conversation</p>  <p>The collage shows various community helpers: a farmer, a doctor, a teacher, a police officer, a mailman, a firefighter, a construction worker, a chef, a veterinarian, a cleaner, and a soldier.</p>	<p>Fishing the letters Colour the peacock</p>	<p>Paste pictures of people who help us Make an umbrella with the help of chart paper</p>
December	19	<p>Learning Capital letters : Y,Z Write A to Z.</p> <p>Colour the fruit. Match the same alphabets. All for kids words book : page no. 34,35 All for kids rhymes book :page no.34 to 37</p>	<p>Different Season Names</p>  <p>The collage shows four seasons: Spring (child with basket), Summer (child swimming), Autumn (child with umbrella), and Winter (child with snowman).</p>	<p>Demonstration of X-mas tree by showing object. See the letter in the card board and paste the same letter on it.</p>	<p>Make X-MAS tree with the help of craft paper Make watch with the help of craft paper</p>
January	17	<p>Write alphabets from A to Z.</p> <p>Circle the correct picture. All for kids words book : page no. 36,37 All for kids rhymes book : page no. 38 to 45</p>	<p>Alphabets A to Z with pictures Name of the days</p>  <p>A train with 26 cars, each containing a letter from A to Z and a corresponding picture: A (ant), B (bear), C (cat), D (dog), E (egg), F (fish), G (goat), H (horse), I (ice cream), J (jelly), K (kite), L (lion), M (monkey), N (nose), O (orange), P (pig), Q (queen), R (rabbit), S (snake), T (train), U (unicorn), V (vegetable), W (wheel), X (x-ray), Y (yogurt), Z (zebra).</p>	<p>Separate the fruits and vegetables in different bowls.</p>	<p>Blow painting with straw Colour the National flag</p>
February	10	Revision			

विषय -हिंदी

Prescribed book: Madhu Sarita

Publication: Sunbeam publisher


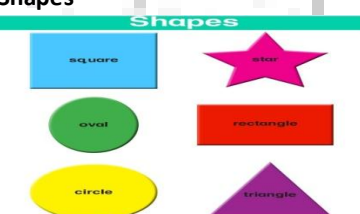


Months	No. of working days	Topics to be covered	Oral Drill	Art Integration	Activity/Project
अप्रैल + मई	18+08	मधु सरिता नन्हें-मुन्हें गीत - पृष्ठ संख्या - 1, 2, 3, 4, 5	सामान्य बात-चीत अ, आ, इ, ई तक के स्वर अक्षरों का मौखिक अभ्यास फलों के नाम	स्वर अक्षरों का मौखिक अभ्यास वास्तविक फलों की सहायता से छात्रों को "फलों के फायदे" की जानकारी दी जाएगी	दिए गए चित्रों में से फलों के राजा में रंग भरें
जून	09	मधु सरिता नन्हें-मुन्हें गीत - पृष्ठ संख्या - 7, 8, 18	सामान्य बात-चीत अ, आ, इ, ई तक के स्वर अक्षरों का मौखिक अभ्यास रंगों की पहचान	वास्तविक वस्तुओं की सहायता से विभिन्न रंगों से अवगत करवाया जायेगा	रंग-बिरंगे कागज की सहायता से नाव बनाना सिखें।
जुलाई	22	मधु सरिता नन्हें-मुन्हें गीत - पृष्ठ संख्या - 10, 11, 12	सामान्य बात-चीत उ, ऊ, ऋ, त्रक के स्वर अक्षरों का मौखिक अभ्यास पशुओं के नाम	चित्र तालिका तथा रबड़ से बने पशुओं की सहायता से उन्हें जंगली, पालतू पशुओं के बीच के फर्क को समझाया जायेगा	दिए गए चित्रों में से जंगल के राजा में रंग भरें
अगस्त	19	मधु सरिता नन्हें-मुन्हें गीत - पृष्ठ संख्या - 13, 14, 15	सामान्य बात-चीत ए, ऐ, ओ तक के स्वर अक्षरों का मौखिक अभ्यास सब्जियों तथा पक्षियों के नाम	चित्र तालिका तथा वास्तविक सब्जियों की मदद से उनके फायदे की जानकारी दी जाएगी रबड़ से बने पक्षियों तथा चित्रों की सहायता से पक्षियों की जानकारी दी जाएगी	गणतंत्र दिवस पर दाल की सहायता से तिरंगा बनाना सिखें।





सितम्बर	08	पढ़ाए गए पाठों की पुनरावृत्ति 			
अक्टूबर	15	मधु सरिता नन्हें-मुन्हें गीत - पृष्ठ संख्या - 19, 20	सामान्य बात-चीत औं, अं, अः तक के स्वर अक्षरों का मौखिक अभ्यास फूलों के नाम , विभिन्न प्रकार के त्योहारों की जानकारी	छात्रों को वास्तविक फूलों की सहायता से फूलों की जानकारी दी जाएगी दिए गए चित्रों में से लाल फल में रंग भरें। अपनी हथेली पर अपने मनपसंद फल का चित्र बनाए।	□ □ □ □ □ □ □ □ □ □ □ □ □ □ □ □ 
नवम्बर	12	मधु सरिता नन्हें-मुन्हें गीत - पृष्ठ संख्या - 06, 21	सामान्य बात-चीत अ से अः तक के स्वर अक्षरों का मौखिक अभ्यास सप्ताह के दिनों के नाम तथा उड़ने वाले वस्तुओं का परिचय	चित्र तालिका की सहायता उड़ने वाले वस्तुओं की जानकारी दी जाएगी सप्ताह के दिनों का मौखिक अभ्यास	चिकनी मिट्टी (Clay) की सहायता से दीया बनाए।
दिसम्बर	19	मधु सरिता नन्हें-मुन्हें गीत- पृष्ठ संख्या- 09, 22, 23	सामान्य बात-चीत अ से अः तक के स्वर अक्षरों का मौखिक अभ्यास चित्र वर्णन, महीनों के नाम तथा समान स्वर वाले शब्दों का मौखिक अभ्यास	छात्रों को पार्क में खेल के दौरान वहाँ वो क्या -क्या देख रहे हैं समझाया तथा पूछा जाएगा महीनों के नाम का मौखिक अभ्यास कागज की सहायता से क्रिसमस ट्री बनाए।	रंग - बिरंगे कागज और रूई से सांता क्लॉज़ बनाए।
जनवरी	17	मधु सरिता नन्हें-मुन्हें गीत - पृष्ठ संख्या - 16, 17	सामान्य बात-चीत अ से अः तक के स्वर अक्षरों का मौखिक अभ्यास अच्छी आदतें का अभ्यास	छात्रों को अच्छी आदतों से संबंधित बातें बताई जाएगी	नए साल पर कार्ड बनाए। तिरंगे में उचित रंग भरें।
फरवरी	10	पढ़ाए गए पाठों की पुनरावृत्ति 			

SUBJECT – MATHEMATICS

Prescribed books – 1. Numbers (Pre-primary maths)

Publication : Sunbeam Publishers

Months	No. of working days	Topics to be covered	Oral Drill	Art Intregation	Activity/Project
April	18	Scribbling Pattern writing(1,3) Colouring and tracing Numbers Book : page no. 3,4,13 to 18	Counting numbers from 1 to 10 Concept of Big And Small objects. 	Solve the puzzle Jump on numbers Rhymes based on numbers.	Make scribbling lines with the help of colorful threads.
May	08	Count and match Numbers Book : page no. 19 to 21	Counting 1 to 10 Shapes 	Demonstration of numbers by showing flash cards. Put the beads in the pencil	Put shapes according to the given spaces
June	09	Numeral – 2,4 Count and match Numbers Book : page no. 11,12,22,23,24	Counting numbers from 11 to 20 Concept – Up and Down	Paste one big and one small object in your notebook. Paste stickers according to the numbers on ice cream stick	Make pyramid with the help of cups Make Flowers Petal with finger print
July	22	Numerals -5,6 Tall and short. Numbers Book : page no. 5,6,25 to 39	Counting numbers from 1 to 20 Concept-Tall and short objects. 	Demonstration by showing real objects (tall & short) Make one tall picture and one short picture with the help of clay	Make petals according to the given numbers with ear buds Colour the taller picture
August	19	Numerals -7,8 Colour the shapes. Match the same numbers. Numbers Book : page no. 40 to 46,50,51,53	Counting Numbers from 21 to 30 Concept- Hot and Cold 	Identification of numbers by showing flash cards. Paste the different shapes	Colour the HOT picture. Arrange the blocks according to the number series

September	08	Revision			
October	15	Numeral - 9 Circle the number 9 Numbers Book : page no. 48,49,54,55,56,57,58	Counting Numbers from 1 to 30 Concept - Full and Empty 	Demonstration by showing them real objects (full and empty) Completing the different shapes by using ice-cream sticks Sorting things by their colour.	Cross the empty picture. Paste cotton balls on numeral 9.
November	12	Numeral - 10 Circle the number 10 Heavy and light objects. Numbers Book : page no. 7,52,60,61,62	Counting Numbers from 1 to 40 Concept-Heavy and light objects 	Demonstration by showing them real objects (heavy & light) Draw and colour the heavier object (note book).	Make a heavy and a light object with the help of clay
December	19	Match the same numbers Count and write Missing numbers Numbers Book : page no. 63,64	Counting Numbers from 1 to 50 Concept -Far and Near	Demonstration of FAR and NEAR by showing real DEMO. Paste stickers according to the numbers on ice-cream stick.	Make craft related to FAR and NEAR.
January	17	Write numbers from 1 to 10. Missing Numbers. Tick the lighter object. Colour the shorter object Numbers Book : page no. 65,66,67,68 	Counting Numbers from 1 to 50. Concept – Inside and Outside 	Identification of numbers by showing flash cards. Roll the dice	Paste BUTTONS according to the numbers. Finger Print Activity
February	10	Revision			

Subject: Physical Education

Month	No. of the working days	Topics covered
April	17	General Commands and PT , Passing the ball.
May	10	Solve the puzzle , Musical chair.
June	09	Yoga , Musical chair.
July	20	Free hand exercise and cycling , balancing the ball.
August	21	Recreation games , Basket ball.
September	09	Mid term examination , Practice of Dart board.
October	17	Recreation games , Basket ball.
November	14	Different events Ex: banana race , butterfly race.
December	15	Different events Ex: cycle race.
January	18	Aerobics and jogging.
February	11	Passing the ring , Aerobics and Jogging.

SUBJECT- DRAWING**SYLLABUS****CLASS-PRE-NURSERY**

MONTHS	BOOK WORKS (Book name :CREATIVE MINDS-A, Gangaram Prakashan) (Page no. and topic)	DRAWING COPY WORK	WORKING DAY
APRIL	Pg.3-Sitting Under A Tree, Pg.4-Making Shapes, Pg.5-Recognising Differences	As per the children Choice	18
MAY	Pg.6-Winkie The Mouse, Pg.7-Drawing Patterns,		08
JUNE	Pg.8-House, Pg.9-Rainbow		09
JULY	Pg.10-Snail, Pg.11-Colourful Patterns, Pg.12-A Bright Sunny Day, Pg.13-Paper Boat		22
AUGUST	Pg.14-Magician's Hat, Pg.15-Healthy Tomato, Pg.16-Precious Diamond,		19
SEPTEMBER	Pg.17-Hard Working Bees, Pg.18-Patrick The Cricket, Pg.19-Colourful Ball,		08
OCTOBER	, Pg.20-Cute Puppy, Pg.21-Peacock, Pg.22-Snowy Season, Pg.23-Penguin Under An Umbrella		15
NOVEMBER	Pg.24-Facial Expressions, Pg.25-Night sky, Pg.26-Oliver The Monkey		12
DECEMBER	Pg.27-Fishes, Pg.28-Butterfly And Flowers, Pg.29-Ella The Seahorse		19
JANUARY	Pg.30-Soft Bunny, Pg.33-Mr.Penguin, Pg.34-Little Mermaids		17
FEBRUARY	REVISION		10